

72 CELL MODULE

MONO-CRYSTALLINE

HST72FXXXM

ELECTRICAL CHARACTERISTICS

Rated power	Pm	W	315	320	325
Open circuit voltage	Voc	V	45.65	45.85	46.05
Maximum power voltage	Vmp	V	37.24	37.43	37.63
Short circuit current	Isc	A	8.82	9.02	9.12
Maximum power current	Imp	A	8.46	8.55	8.64
Module efficiency	η	%	16.22-16.47	16.48-16.73	16.73-16.99
Power tolerance	W			-0 / +4.99	

CONSTRUCTION

Cell / Matrix	72; Mono Crystalline; 12 x 6
Dimension	1968 x 987 x 40 mm
Weight	21 kg
Glass	ARC; Low Iron; Tempered; High Light Transmission; 3.2mm
Junction Box	IP67 / IP68; Potted
Cable	4mm ² / 12 AWG (UL); 1000±50mm length
Connector	MC4 Compatible
Diode	Schottky Bypass Diodes; 3 Nos
Frame	18μ Anodized aluminium alloy; twin wall profile
Locking	Corner key type

MAXIMUM RATINGS

System Voltage	1000VDC (IEC)
Fuse Rating	15 A
Application Class	Class A (Protection Class II)
Snow Load	5400 Pa
Wind Load	2400 Pa

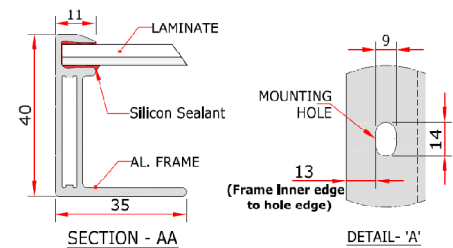
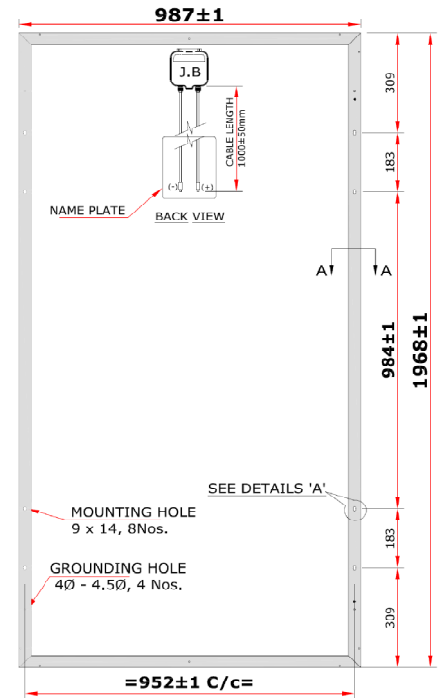
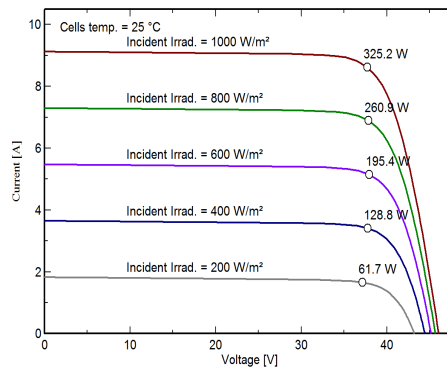
TEMPERATURE RATINGS

NOCT	45°C (±2°C)
Tc of Voc	-0.34 %/°C
Tc of Isc	+0.05 %/°C
Tc of Pm	-0.43 %/°C
Operating range	-40°C to +85°C

SALIENT FEATURES

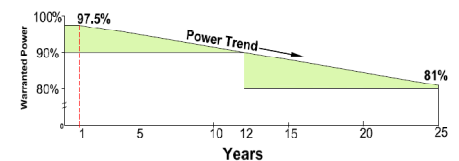
- Extended power warranty
- PID resistant (3 times of IEC requirement)
- 1000V (IEC) Certified
- Micro-crack free
- Triple stage 100% in-line EL passed
- Higher energy yield on field performance
- More than 25 in-house quality checks
- Positive tolerance up to +5W
- 5400 Pa load
- Best in class material for true 25 years life
- IEC 61215, 61730, 61701, 62804; MCS

I-V Curve of 325W at 25°C cell temp. and different Irradiance level



WARRANTY

Product	10 Years
Performance	90% of rated power for 12 Yr 81% of rated power for 25 Yr



Notes :

Note: • Design and Specifications are subject to change without notice. • Electrical Parameters measured at STC only (at 25°C, 1000W/M²). • Please refer to installation manual and strictly adhere to instruction / guidelines to qualify for warranty terms.

